



UoB Kortext Guide



Outline

Accessing Kortext on VLE.....	3
Accessing Kortext on myUoBM.....	4
Accessing Kortext via Website.....	7
Kortext App.....	9
Available Kortext features.....	10
Troubleshooting – What to do if my Kortext Access is Denied?.....	12
Contact Us Information.....	13

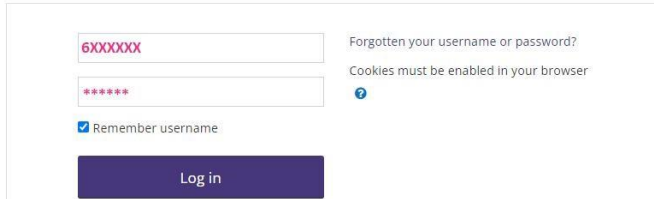
Accessing Kortext on VLE

STEP 1:

Go to <https://learnuobm.uk/> and log-in with your username and password. Your Username is seven-digit Student Code e.g. 6XXXXXX and the Password is your sixdigit Date of Birth e.g. DDMMYY.




Welcome to
#UniAsItShouldBe



STEP 2:

Once you logged in to your VLE account, scroll down the page until you will see on the right side of your screen the section 'Kortext Bookshelf'. Click on any of the available preferred book to open it.



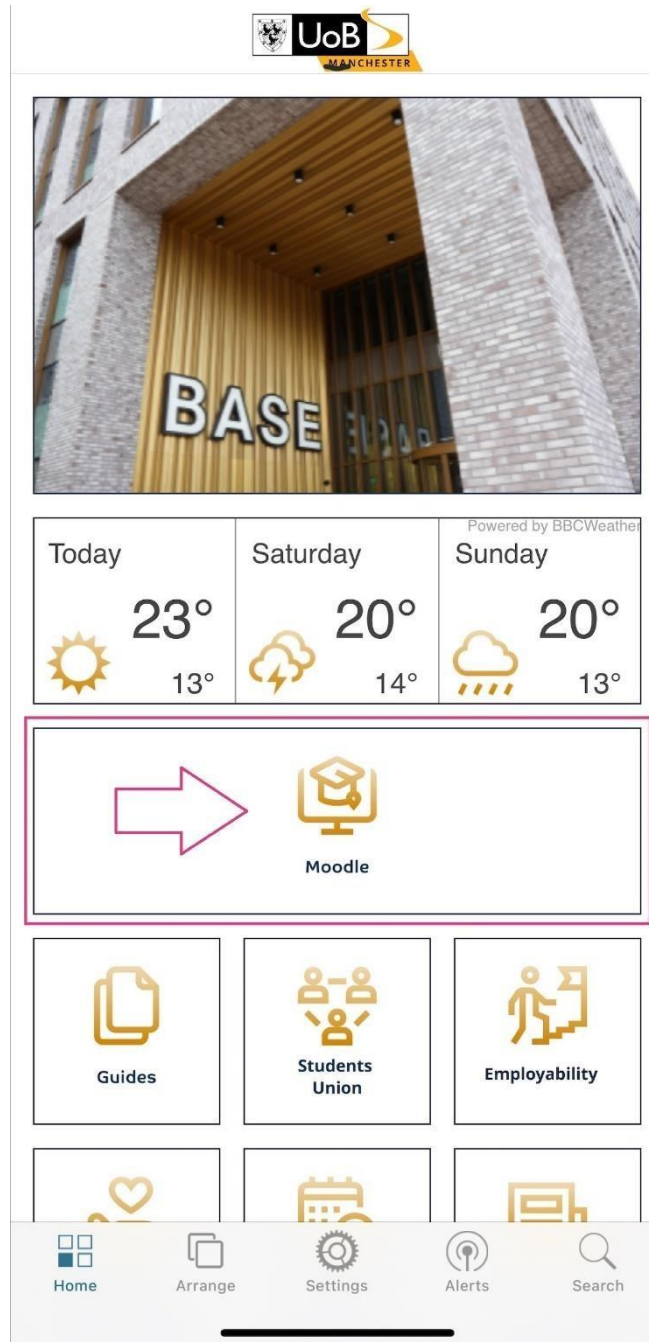
STEP 3:

Now you can start reading your available books.

Accessing Kortext on myUoBM

STEP 1:

Once you open your myUoBM app on your device, click on the 'Moodle'.



STEP 2:

After you clicked on 'Moodle' you will be directed to log-in into VLE page with your **Username** and **Password**. (Your Username is seven-digit Student Code e.g. **6XXXXXX** and the Password is your six-digit Date of Birth e.g. **DDMMYY**).

[← Back](#) <https://learnuobm.uk/admin/tool/mobil...>



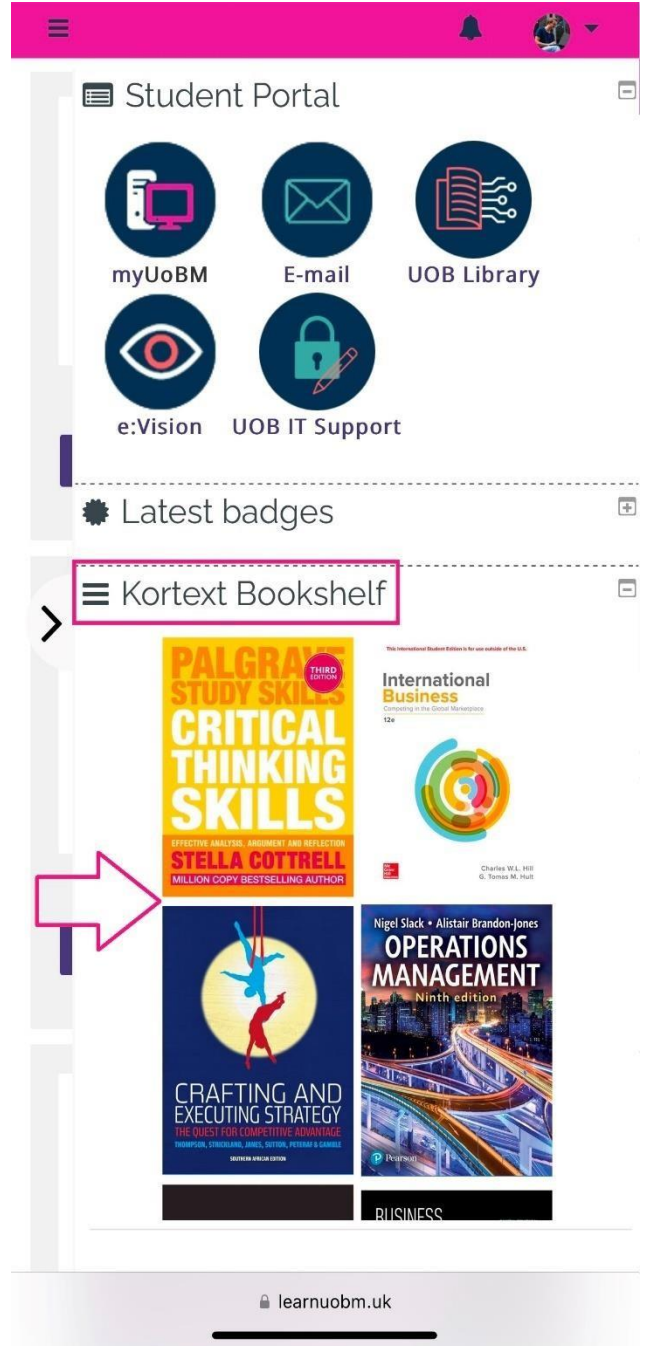
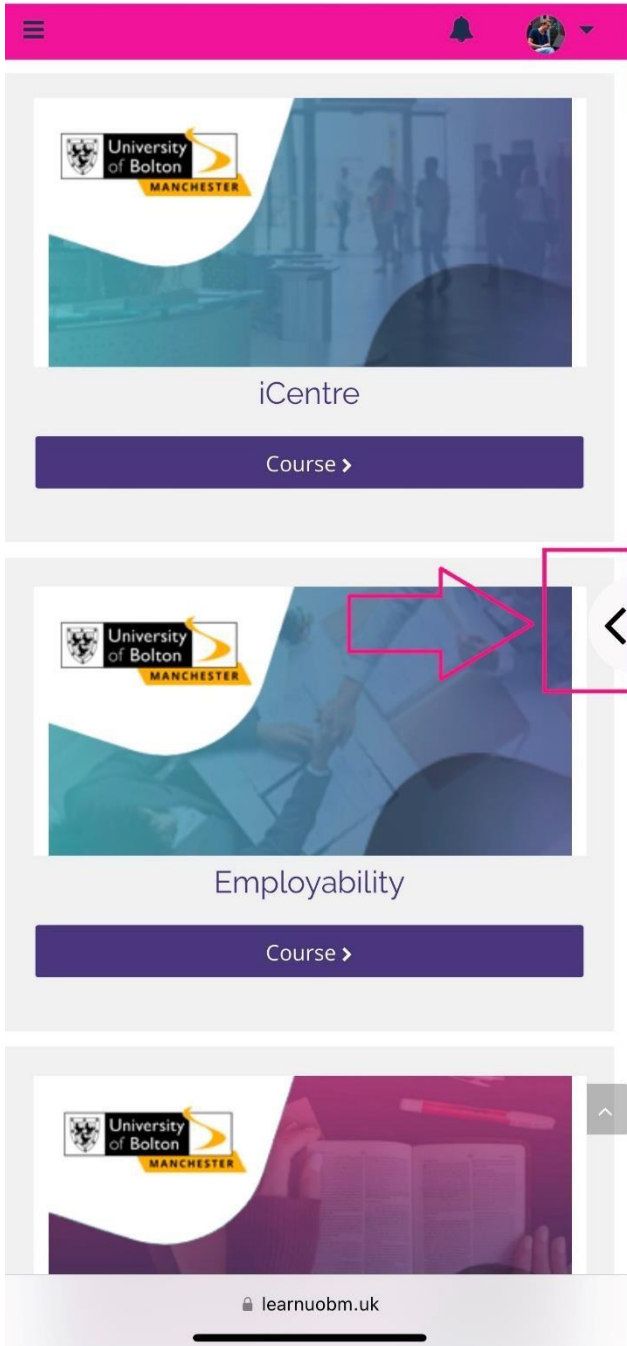
Remember username

[Forgotten your username or password?](#)

Cookies must be enabled in your browser [?](#)

STEP 3:

Once logged in into VLE, click on the right arrow of your mobile device screen to see 'Kortext Bookshelf', as shown below:



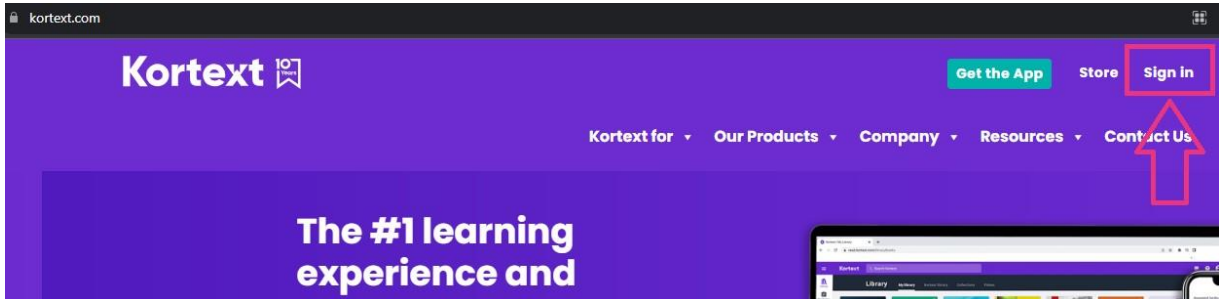
STEP 3:

Click on any of the available preferred book to open and read it.

Accessing Kortext via Website

STEP 1:

Go to <https://www.kortext.com/> and click on 'Sign in'.



STEP 2:

Enter your UoBM Student Email address, and click 'Next'.



Sign in to Kortext

 Enter your UoBM Student Email address

Next



Don't have an account? [Sign up](#)


STEP 3:

After entering your Student Email, it will require to enter your **Kortext** password. *(Please note, if you had forgotten or your password is incorrect, click on 'Forgot password?' and you will be able to reset your password. The password reset link will be sent to your Student Email).*



Enter your password

 **Enter your Kortext password here** 

Remember me  [Forgot password?](#)

Next

OR

[Sign in with a different account](#)

Don't have an account? [Sign up](#)

Kortext App

The Kortext app is available to download as iOs, Android, Windows or Mac format, which allows you to access books offline. Without WiFi or data allowance you can download your books and work with all the same functionality as if you were online.

To get the Kortext app you need to download it from your specific device stores e.g., Apple Appstore or Android Google Play Store.

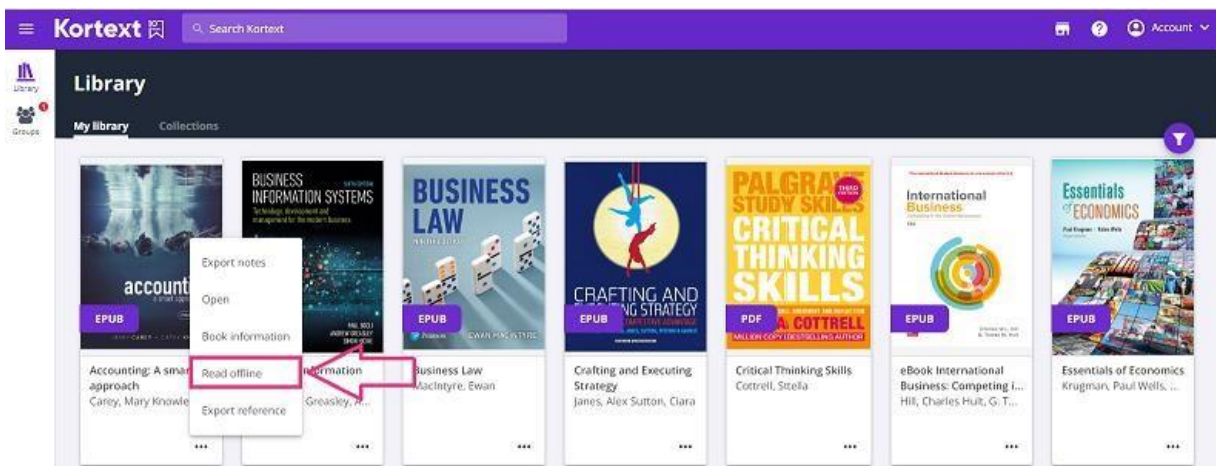
[Click here to download Kortext for iOs](#)

[Click here to download Kortext for Mac](#)

[Click here to download Kortext for Android](#)

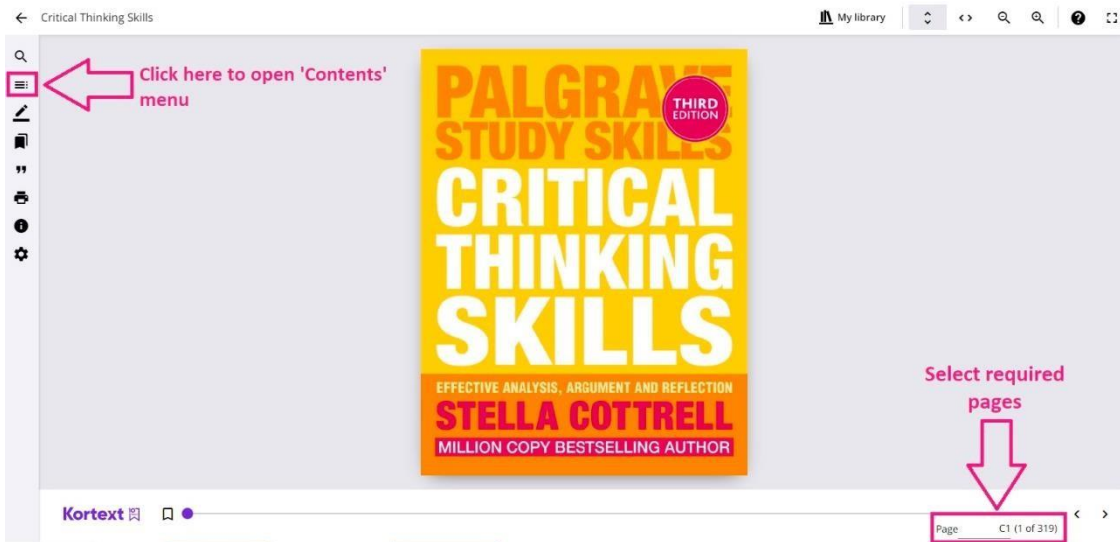
[Click here to download Kortext for Windows](#)

Once downloaded you need to follow the same procedure to login as for the website with your Student Email log-in details. Please note that in order to read book offline by using Kortext App is important to download the book to your 'Kortext Bookshelf' by clicking 'Read Offline' option as shown below:



Available Kortext features

Once you click on the book from 'Kortext Bookshelf', on your screen the book will appear. From there, on the left side you can go through search option, contents of the book, notes, bookmarks, (see detailed information below). Additionally, you can select required pages on the right side at the bottom of your screen.




Contents: The contents page will (similar to any hard copy textbooks) show you the chapters in the book.

Notes: By clicking this button, you can add / type notes to the text which you can refer to later. This would also allow you to make quick reference to any notes which have been annotated by your module tutor.

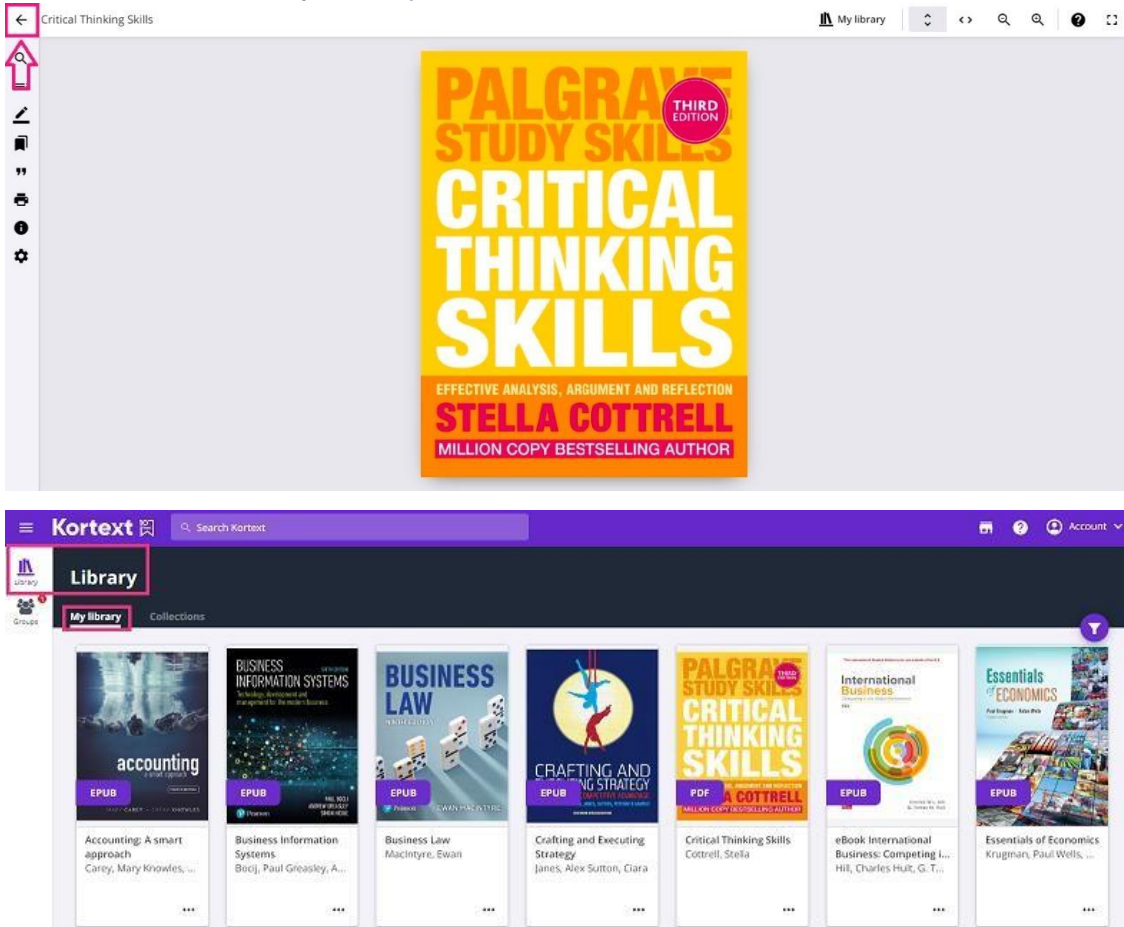
Support: If you encounter any issues whilst using Kortext, you can send a message to them by clicking on the 'Question Mark (?)' icon.

Bookmarks: This allows you to store favourite pages for easy access.

Information: You will be able to find all the relevant key information about the book (ISBN number, publisher, and edition).



Should you want to select other available books in your ‘Kortext Bookshelf’, click on the arrow at the top of the page and you will see all the books which are part of your current modules.

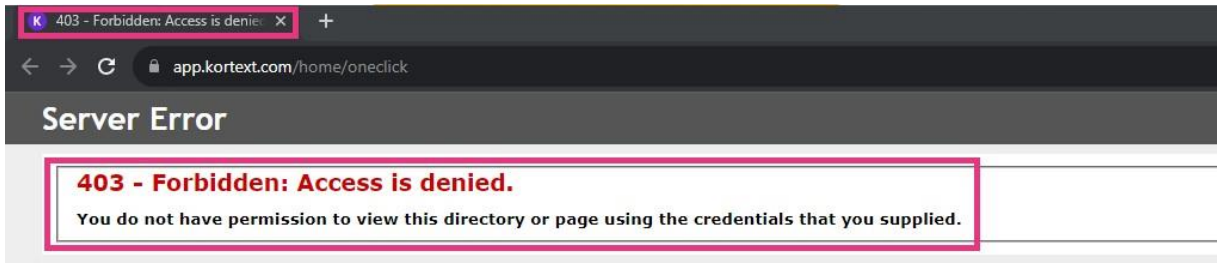


The screenshot displays the Kortext interface. At the top, a navigation bar shows 'Critical Thinking Skills' with a back arrow icon highlighted by a red box. Below this is a large book cover for 'PALGRAVE STUDY SKILLS CRITICAL THINKING SKILLS' by Stella Cottrell, Third Edition. The cover is yellow and red, with the text 'EFFECTIVE ANALYSIS, ARGUMENT AND REFLECTION' and 'MILLION COPY BESTSELLING AUTHOR'.

Below the book cover is a purple navigation bar with 'Kortext' and a search bar. A 'Library' tab is highlighted with a red box. Underneath, a 'My library' section shows a grid of book covers. The books in the grid include:

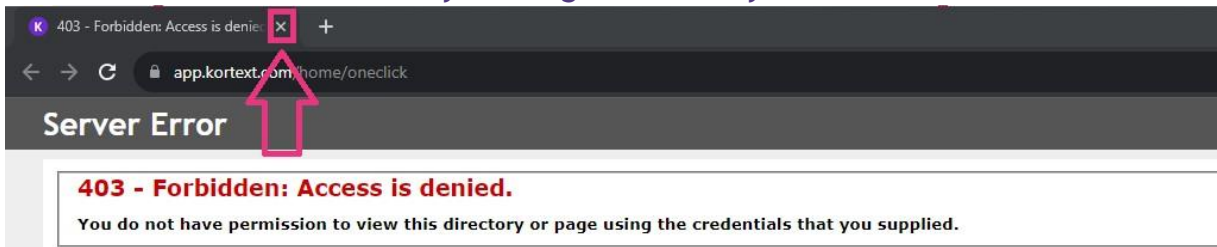
- Accounting: A smart approach (Epub)
- Business Information Systems (Epub)
- Business Law (Epub)
- Crafting and Executing Strategy (Epub)
- Critical Thinking Skills (PDF)
- eBook International Business: Competing in the Global Market (Epub)
- Essentials of Economics (Epub)

Troubleshooting – What to do if my Kortext Access is Denied?




If you are having issues opening any of your textbooks on the ‘Kortext Bookshelf’, please undertake the following simple steps and this should rectify the issue:

1. Close the Kortext tab by clicking ‘X’ icon of your browser.



2. Go back to your VLE page and scroll up until you see your **name** and **surname** on the top right side of your screen. Then select an arrow and ‘Log out’ from your VLE.



3. Once you log out, log-in back to your VLE with your username and password (Your **Username** is seven-digit Student Code e.g. 6XXXXXX and the **Password** is your six-digit Date of Birth e.g. DDMMYY). Go back to your ‘Kortext Bookshelf’ and you will be able to access your books

Contact Us Information

For more information or further assistance on **Kortext**, please contact Learning Resources Centre:

learningresources@manchester.bolton.ac.uk

Alternatively, join **LRC Online Live Support Chat** from the link below:

<https://zoom.us/j/97737256809>

Our LRC Online Live Support Chat Opening Hours:

Term-Time hours:

Monday - Friday 9:00 - 17:30

Tuesday, Thursday 9:00 - 19:30

Saturday 9:00 - 17:00

Non Term-Time hours:

Monday - Friday 9:00 - 17:30