



UoB VLE Turnitin Submission Guide



Outline

Submitting your Assessment on VLE	3
Contact Us Information	8

Submitting your Assessment on VLE


STEP 1:

Go to <https://learnuobm.uk/> and log-in with your username and password. Your Username is seven-digit Student Code e.g. 6XXXXXX and the Password is your six-digit Date of Birth e.g. DDMMYY.



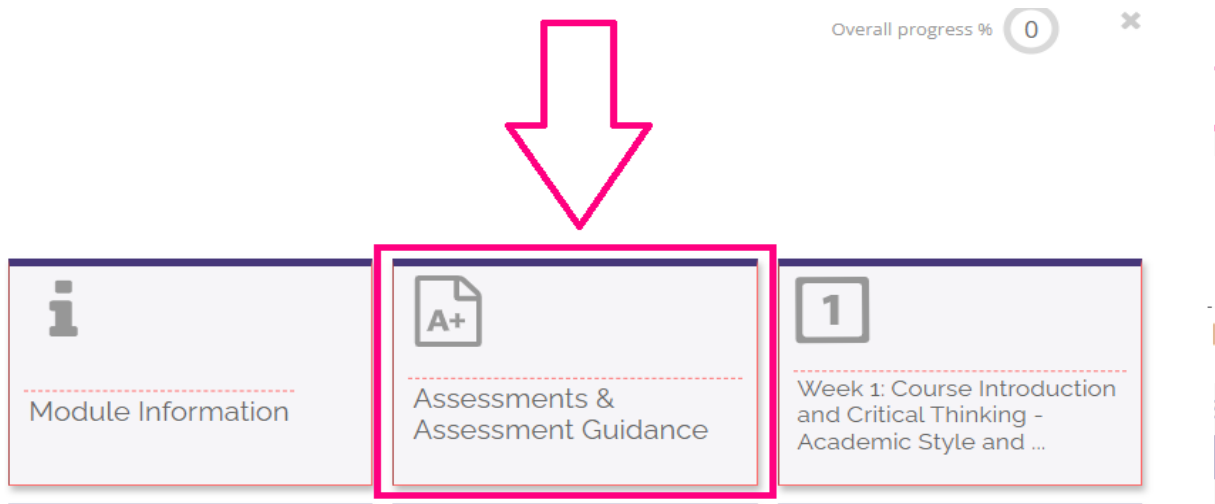
STEP 2:

Once you logged in to your VLE account, click on the title of the module that you want to submit an assignment for.



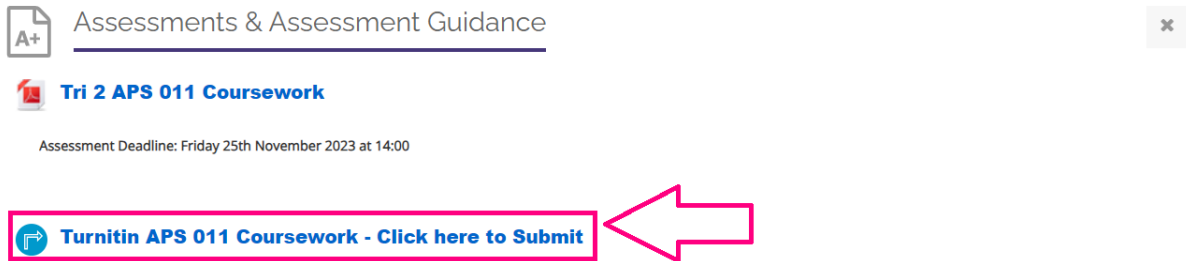
STEP 3:

Then click on the 'Assessments and Assessment Guidance' tab.



STEP 4:

Click on the Turnitin submission link.



Assessments & Assessment Guidance

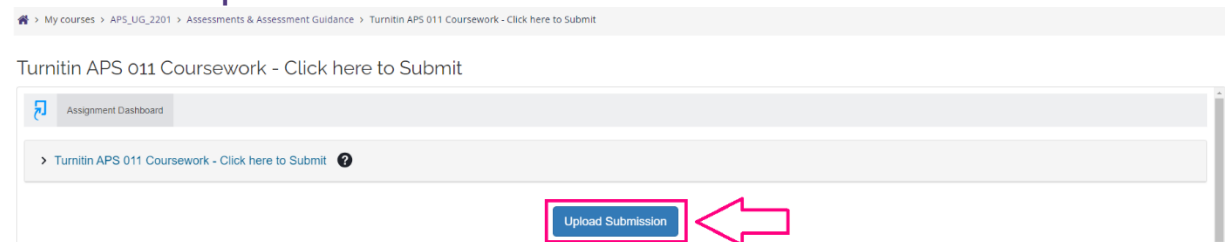
Tri 2 APS 011 Coursework

Assessment Deadline: Friday 25th November 2023 at 14:00

Turnitin APS 011 Coursework - Click here to Submit

STEP 5:

Then select 'Upload Submission'.



My courses > APS_UG_2201 > Assessments & Assessment Guidance > Turnitin APS 011 Coursework - Click here to Submit

Turnitin APS 011 Coursework - Click here to Submit

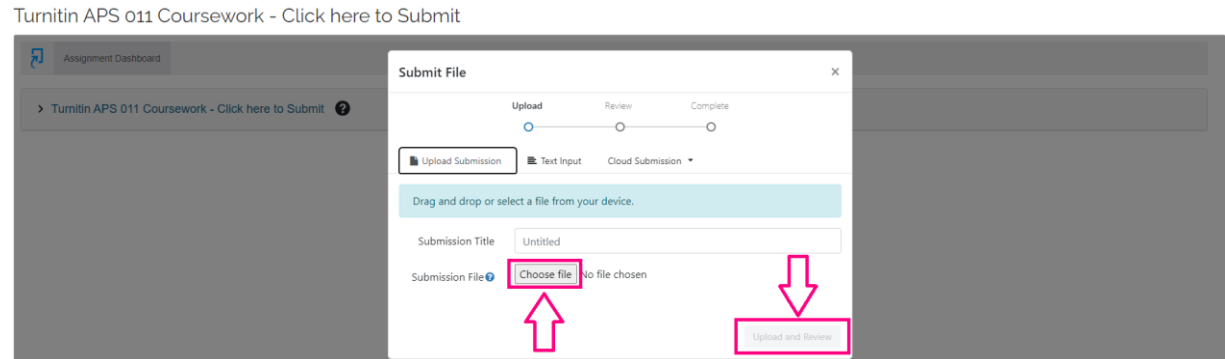
Assignment Dashboard

Turnitin APS 011 Coursework - Click here to Submit

Upload Submission

STEP 6:

To upload a file from your computer, click 'Choose file' and select 'Upload and Review'.



Assignment Dashboard

Turnitin APS 011 Coursework - Click here to Submit

Submit File

Upload Review Complete

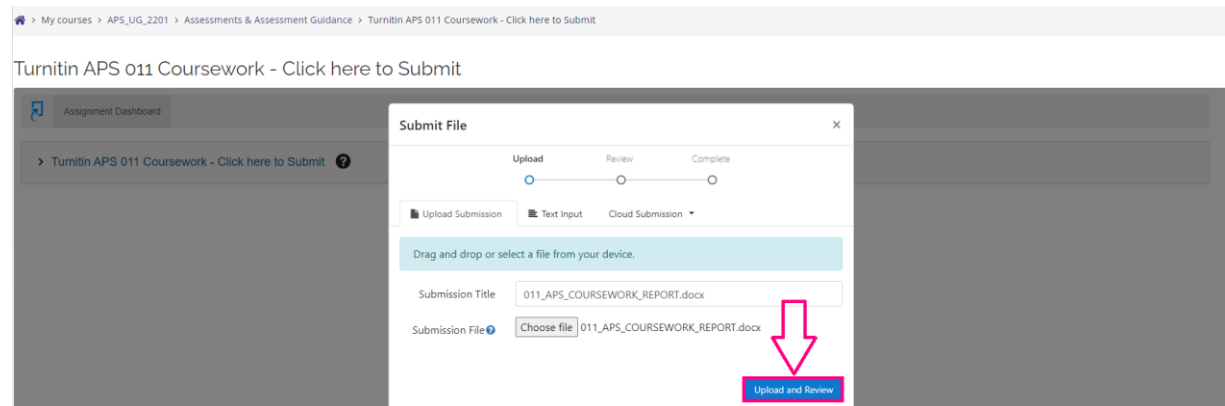
Upload Submission Text Input Cloud Submission

Drag and drop or select a file from your device.

Submission Title: Untitled

Submission File: **Choose file** No file chosen

Upload and Review



My courses > APS_UG_2201 > Assessments & Assessment Guidance > Turnitin APS 011 Coursework - Click here to Submit

Assignment Dashboard

Turnitin APS 011 Coursework - Click here to Submit

Submit File

Upload Review Complete

Upload Submission Text Input Cloud Submission

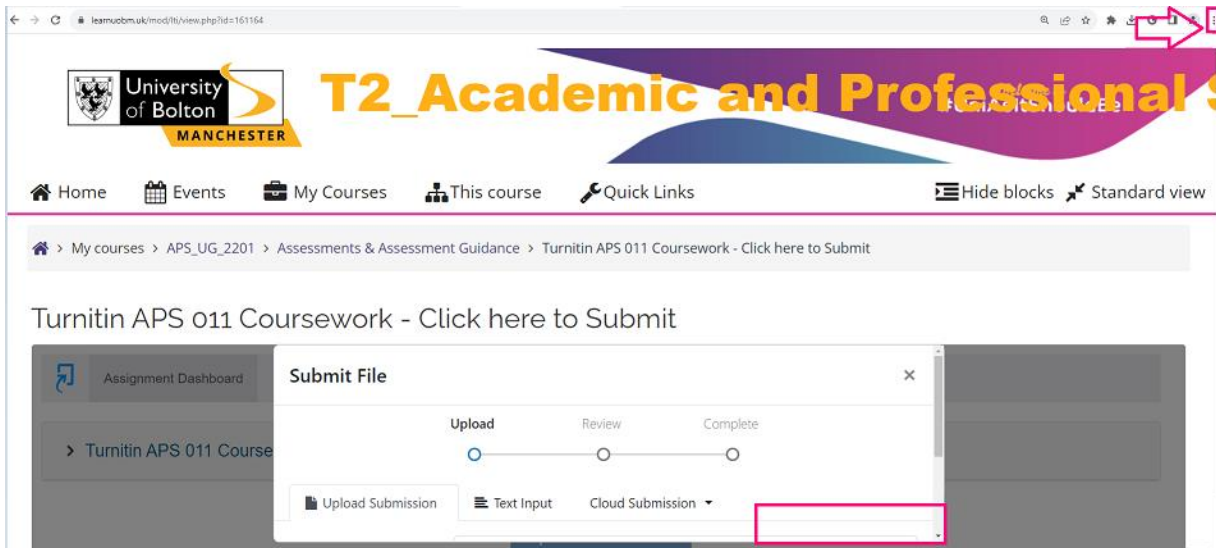
Drag and drop or select a file from your device.

Submission Title: 011_APS_COURSEWORK_REPORT.docx

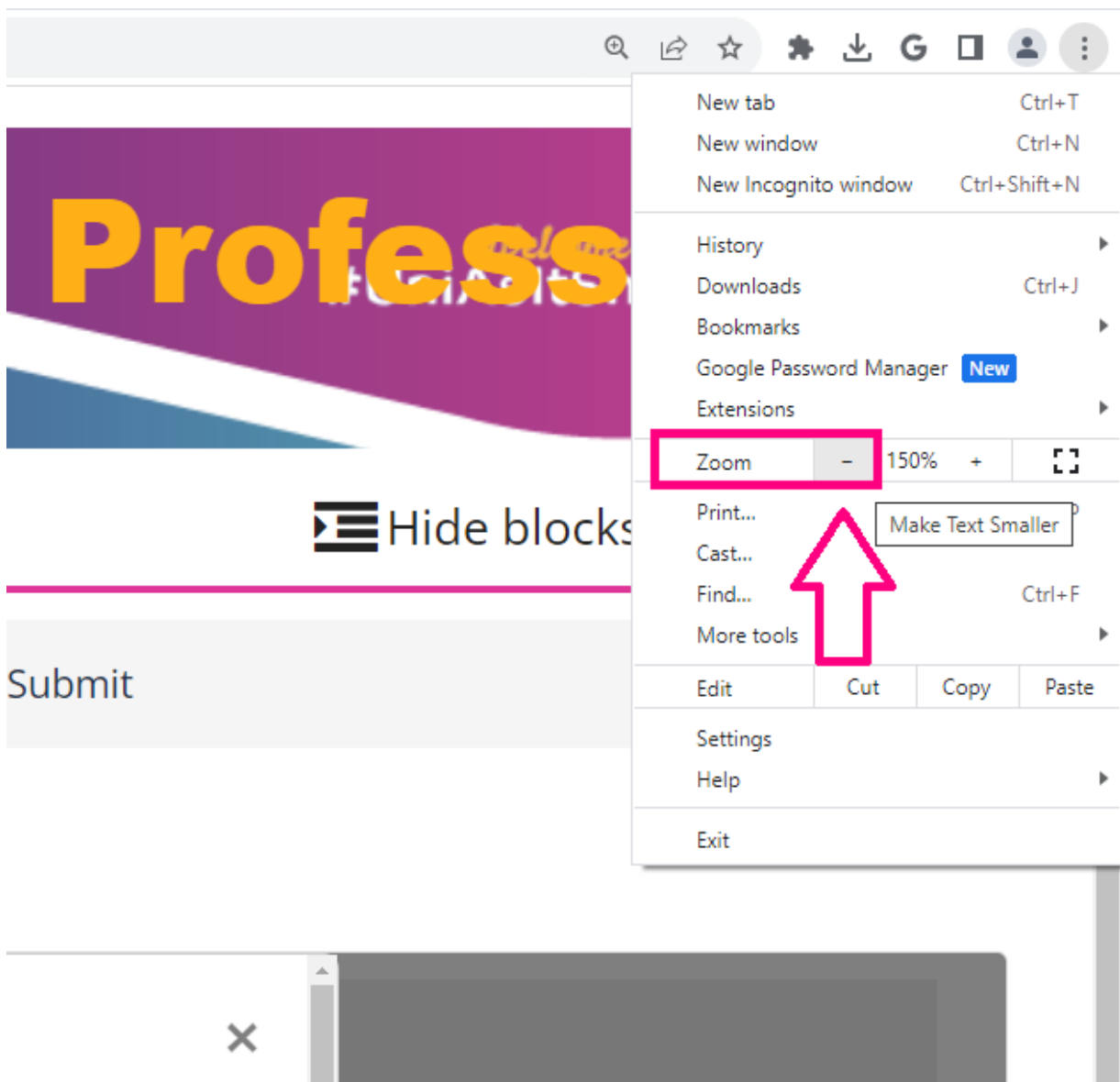
Submission File: **Choose file** 011_APS_COURSEWORK_REPORT.docx

Upload and Review

If you are unable to see the 'Upload and Review' button, you need to zoom out your screen by selecting control option of the right-side screen, as shown below:



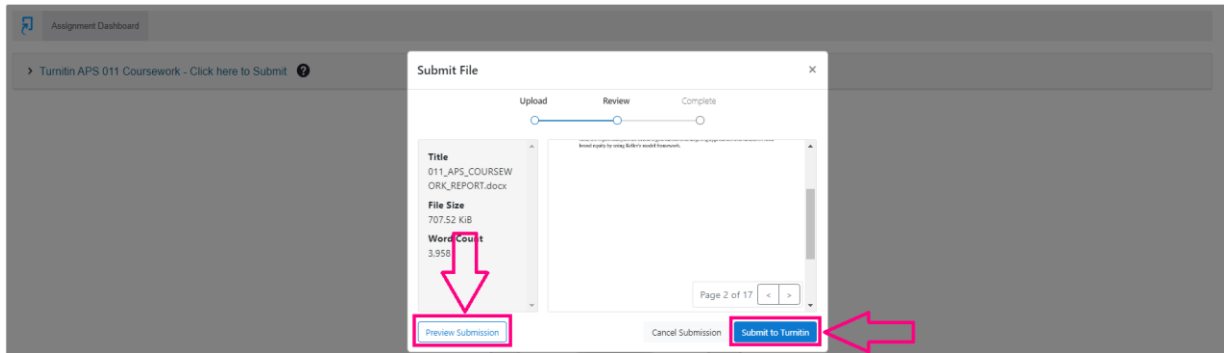
Then zoom out your screen by clicking the '-' of Zoom setting.



STEP 7:

Once you have uploaded your assignment, you can preview your submission. If you are happy with your assignment, then click 'Submit to Turnitin'.

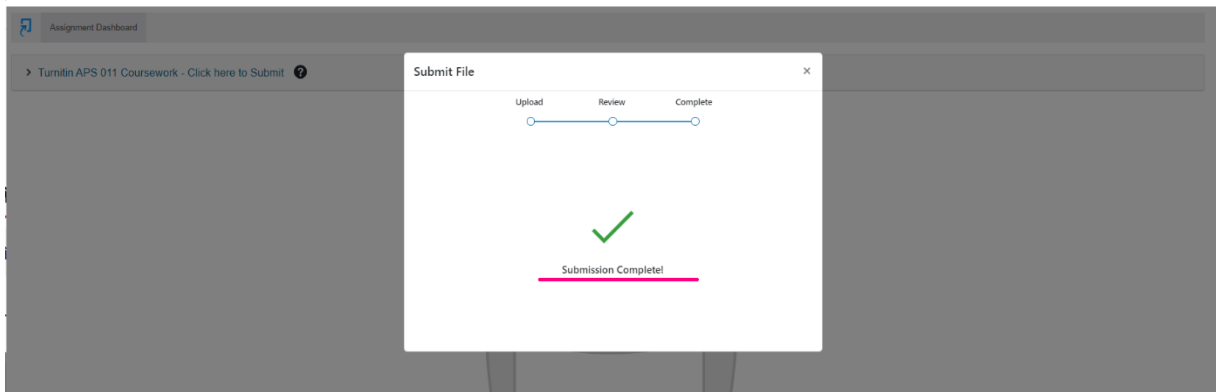
Turnitin APS 011 Coursework - Click here to Submit



STEP 8:

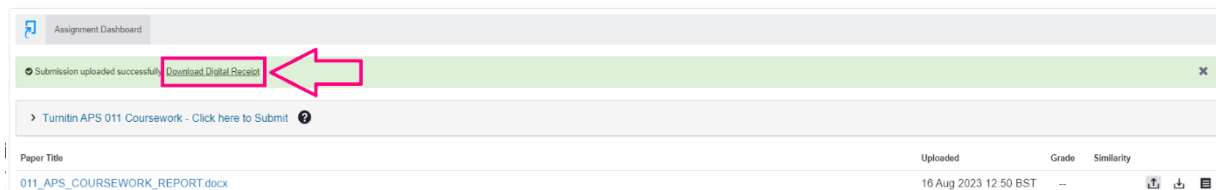
You will then see 'Submission uploaded successfully' highlighted in green and you are able to download your submission receipt to your device by clicking on 'Download Digital Receipt'.

Turnitin APS 011 Coursework - Click here to Submit




My courses > APS_UG_2201 > Assessments & Assessment Guidance > Turnitin APS 011 Coursework - Click here to Submit

Turnitin APS 011 Coursework - Click here to Submit



STEP 9:

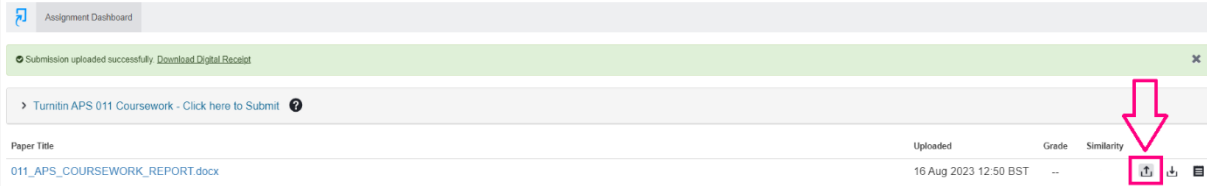
To check your Similarity score, refresh your browse page, as shown below:



STEP 10:

Please note, that you are able to resubmit your coursework 3 times before the deadline. To resubmit your coursework, select the resubmission option, as shown below:




Turnitin APS 011 Coursework - Click here to Submit



Assignment Dashboard

Submission uploaded successfully. [Download Digital Receipt](#)

Turnitin APS 011 Coursework - Click here to Submit

Paper Title	Uploaded	Grade	Similarity
011_APS_COURSEWORK_REPORT.docx	16 Aug 2023 12:50 BST	--	  

Contact Us Information

For more information or further assistance on **Turnitin Submission**, please contact Learning Resources Centre:

learningresources@manchester.bolton.ac.uk

Alternatively, join **LRC Online Live Support Chat** from the link below:

<https://zoom.us/j/97737256809>

Our LRC Online Live Support Chat Opening Hours:

Term-Time hours:

Monday - Friday 9:00 - 17:30

Tuesday, Thursday 9:00 - 19:30

Saturday 9:00 - 17:00

Non Term-Time hours:

Monday - Friday 9:00 - 17:30